



2023 Apollo Projects NZ Swimming C...



Swimming New Zealand



50m Backstroke Men Heat

Points Swimmers Files Scoreboard

- Session 1 Sat | 10:10 AM
- Session 2 Sat | 05:40 PM
- Session 3 Sun | 10:10 AM
- Session 4 Sun | 05:40 PM
- Session 5 Mon | LIVE**
- Session 6 Mon | 05:40 PM
- Session 7 Tue | 10:10 AM
- Session 8 Tue | 05:40 PM

Session 5 | Monday 10:10 AM

17	10:10 AM	400m Freestyle Men Heat
111	10:20 AM	400m Freestyle Men Multi...
24	10:27 AM	400m Freestyle Women He...
18	10:43 AM	100m Butterfly Women Heat
112	10:49 AM	100m Butterfly Women Mu...
19	10:51 AM	200m Breaststroke Men H...
20	10:58 AM	200m Breaststroke Wome...
21	11:05 AM	50m Backstro... <span>LIVE</span>
113	11:09 AM	50m Backstroke Men Multi...
22	11:11 AM	50m Backstroke Women H...
114	11:17 AM	50m Backstroke Women M...
23	11:19 AM	100m Butterfly Men Heat
115	11:26 AM	100m Butterfly Men Multi...
116	11:28 AM	400m Freestyle Women M...



19 **200m Breaststroke Men Heat** Official



Entries Heats

Total

Rank	Competitor	Age	Club	RT	FINA	Result	
1	<b>Gilbert Josh</b>	21	Club 37	+0.63		<b>2:15.92</b> Entry: 2:12.27 (+ 3.65)	Q
	50m: 30.23 150m: 1:40.55 (35.24)		100m: 1:05.31 (35.08) 200m: 2:15.92 (35.37)				
2	<b>Grobbelaar ...</b>	21	Neptune Swi...	+0.67		<b>2:22.32</b> Entry: 2:12.66 (+ 9.66)	Q
	50m: 32.18 150m: 1:45.72 (37.40)		100m: 1:08.32 (36.14) 200m: 2:22.32 (36.60)				
3	<b>McKenzie L...</b>	20	Vikings Swi...	+0.71		<b>2:23.55</b> Entry: 2:17.03 (+ 6.52)	Q
	50m: 32.75 150m: 1:45.76 (36.74)		100m: 1:09.02 (36.27) 200m: 2:23.55 (37.79)				
4	<b>Arrowsmith ...</b>	16	United Swim...	+0.65		<b>2:24.50</b> Entry: 2:22.71 (+ 1.79)	Q
	50m: 32.25 150m: 1:47.75 (38.19)		100m: 1:09.56 (37.31) 200m: 2:24.50 (36.75)				
5	<b>Alexandre (...)</b>	17	New Caledo...	+0.59		<b>2:25.95</b> Entry: 2:29.98 (- 4.03)	Q
	50m: 32.32 150m: 1:46.75 (38.18)		100m: 1:08.57 (36.25) 200m: 2:25.95 (39.20)				
6	<b>Ahn-Song Y...</b>	16	North Shore ...	+0.70		<b>2:28.01</b> Entry: 2:21.60 (+ 6.41)	Q
	50m: 33.57 150m: 1:50.37 (38.28)		100m: 1:12.09 (38.52) 200m: 2:28.01 (37.64)				
7	<b>Cowen Nich...</b>	16	North Shore ...	+0.69		<b>2:28.25</b> Entry: 2:30.44 (- 2.19)	Q
	50m: 33.33 150m: 1:49.63 (38.55)		100m: 1:11.08 (37.75) 200m: 2:28.25 (38.62)				
8	<b>Callebaut D...</b>	16	Aquabladz ...	+0.68		<b>2:29.73</b> Entry: 2:26.96 (+ 2.77)	Q
	50m: 33.72 150m: 1:50.78 (38.74)		100m: 1:12.04 (38.32) 200m: 2:29.73 (38.95)				
9	<b>O'Connor-Cl...</b>	18	Pirates Swim...	+0.71		<b>2:30.73</b> Entry: 2:30.65 (+ 0.08)	
	50m: 32.89 150m: 1:49.57 (39.14)		100m: 1:10.43 (37.54) 200m: 2:30.73 (41.16)				
10	<b>Ludlow Caleb</b>	16	Alexandra S...	+0.70		<b>2:30.80</b> Entry: 2:30.35 (+ 0.45)	
	50m: 33.47 150m: 1:50.06 (37.65)		100m: 1:12.41 (38.94) 200m: 2:30.80 (40.74)				
11	<b>Kennard Ja...</b>	17	United Swim...	+0.68		<b>2:35.56</b> Entry: 2:20.75 (+ 14.81)	
	50m: 34.11		100m: 1:13.07 (38.96)				

150m: 1:55.78 (42.71) 200m: 2:35.56 (39.78)

12	 <b>Doole Oliver</b>	20	 Aquabladz ...	+0.72	<b>2:36.99</b> Entry: 2:28.33 (+ 8.66)
	50m: 34.62		100m: 1:15.05 (40.43)		
	150m: 1:56.08 (41.03)		200m: 2:36.99 (40.91)		

0	 <b>Story Jacob</b>	15	 Mt Eden Swi...	+0.70	<b>DSQ</b>
---	--	----	--	-------	------------